



## ONLINE REGISTRATION

1. Visit ACD's official Website [www.acd.ae](http://www.acd.ae) . Click on the ERP button.

AACSB Member

ERP i noodle +971 (0)4 282 9992

HOME WHY ACD? ACADEMICS ADMISSIONS STUDENT RESOURCES RESEARCH COMMUNITY ENGAGEMENT NEWS CONTACT US APPLY NOW

Welcome to  
The American College of Dubai

FULL TIME BBA  
Bachelor in Business  
Administration

PART TIME BBA  
The Flexible Way to Get  
Your BBA Degree

UNIVERSITY TRANSFER  
Start in Dubai &  
Graduate in USA,  
Canada or UK

DISCOVER ACD NOW  
Established in 1990, Discover  
more about the  
American College of Dubai

2. Click "Login"

WELCOME TO STUDENT INFORMATION SYSTEM.

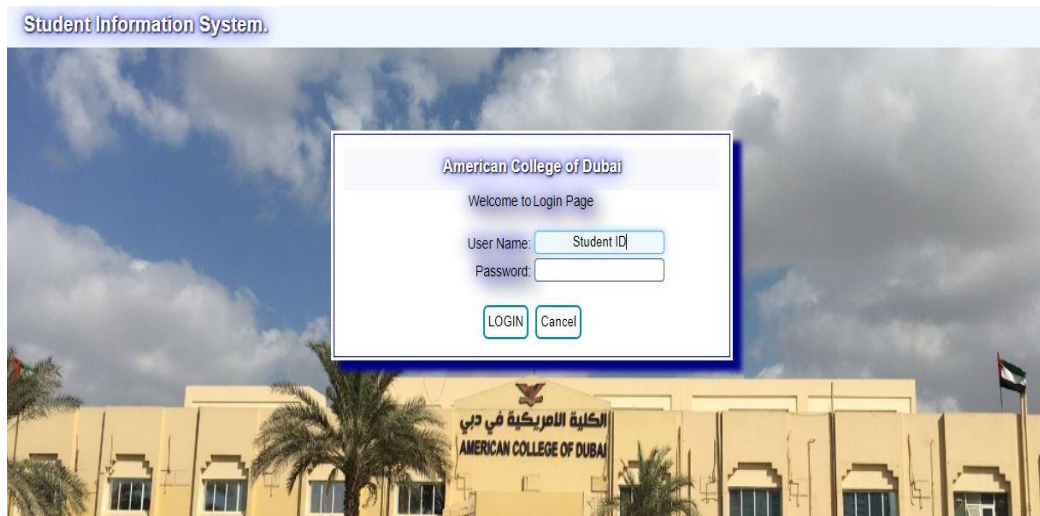
American College of Dubai

Welcome Login

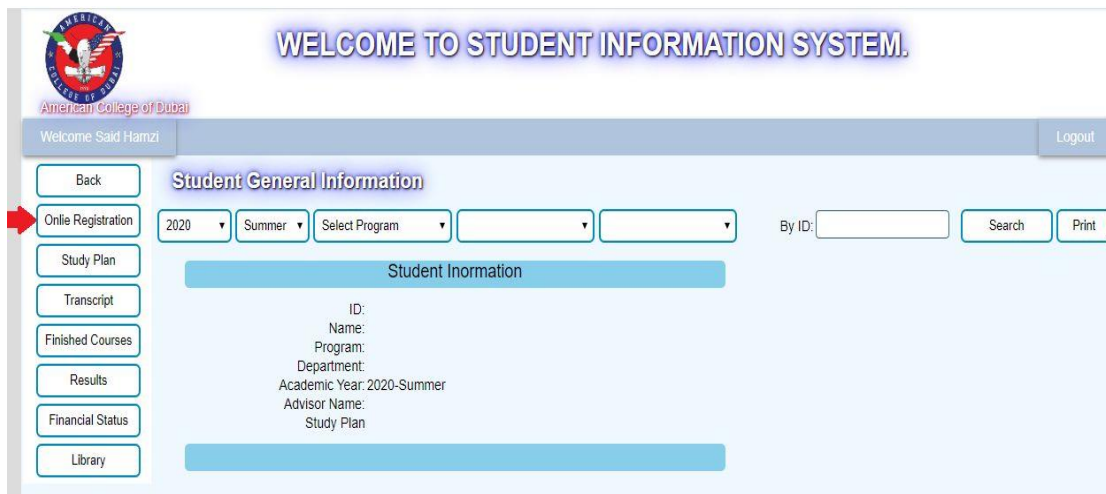
Student Information System.

AMERICAN COLLEGE OF DUBAI  
الكلية الأمريكية في دبي


3. Enter your Username and Password. Username : Student ID, Password : First MS Teams password sent to you.



4. Click "Online Registration"



5. Enter your ID first and press Enter, then select the Academic year, Semester, Program and Major.



## WELCOME TO STUDENT INFORMATION SYSTEM.

Welcome Said Hamzi Logout

### Course Registration Page


Student ID: <input type="text" value="12998"/>	Student Name: <input type="text" value="Mohannad Fouad Breiche"/>	<input type="button" value="Search"/>	<input type="button" value="Confirm"/>	<input type="button" value="Print"/>	<input type="button" value="Close"/>	
Academic Year: <input type="text" value="2020"/>	Semester: <input type="text" value="Summer"/>	Program: <input type="text" value="BBA"/>	Major: <input type="text" value="FINANCE"/>	Course Category: <input type="text" value="--Select Category--"/>	Study Type: <input type="text" value="Morning"/>	Max. CH: <input type="text" value="12"/>

COURSE SCHEDULE

#	Course ID	Course Name	Section	Time Slot	Room	Instructor	Hours	Status	Study Type	Drop
---	-----------	-------------	---------	-----------	------	------------	-------	--------	------------	------

*Note: Red arrows in the original image point to the Student ID, Academic Year, Semester, Program, and Major fields.*

6. Select Course Category



## WELCOME TO STUDENT INFORMATION SYSTEM.

Welcome Said Hamzi Logout

### Course Registration Page

Student ID: <input type="text" value="12998"/>	Student Name: <input type="text" value="Mohannad Fouad Breiche"/>	<input type="button" value="Search"/>	<input type="button" value="Confirm"/>	<input type="button" value="Print"/>	<input type="button" value="Close"/>	
Academic Year: <input type="text" value="2020"/>	Semester: <input type="text" value="Summer"/>	Program: <input type="text" value="BBA"/>	Major: <input type="text" value="FINANCE"/>	Course Category: <input type="text" value="--Select Category--"/>	Study Type: <input type="text" value="Morning"/>	Max. CH: <input type="text" value="12"/>

COURSE SCHEDULE



















#	Course ID	Course Name	Section	Time Slot	Room	Instructor	Hours	Status	Study Type	Drop
---	-----------	-------------	---------	-----------	------	------------	-------	--------	------------	------

*Note: A red arrow in the original image points to the Course Category dropdown menu, which is open to show options: --Select Category--, Core Course, Common Business Requirements, General Requirements, Free Elective Courses, Business Elective Courses, Other, and ACD Academic Electives.*

7.To Add a Course, click on “ADD”.

Student ID:	12998	Student Name:	Mohannad Fouad Breiche	Search	Confirm	Print	Close						
Academic Year	2020	Semester	Summer	Program	BBA	Major	FINANCE	Course Category	General Requirements	Study Type	Morning	Max. CH	12

COURSE SCHEDULE											
#	Course ID	Course Name	Section	Time Slot	Room	Instructor	Hours	Status	Study Type	Drop	
LIST OF AVAILABLE COURSES TO BE REGISTERED											
#	Course ID	Course Name	Section	Status	Time Slot	Room	Instructor	Count	Add	View	Select
1	ENC 001L	Bridge I	1	Open	[Mon.,Wed]-[09:30 To 11:30]	Room3	Christine Marie Mascarenhas	0/25			
2	ENC 002L	Bridge II	1	Open	[Mon.,Wed]-[00:00 To 00:00]	Room3	Christine Marie Mascarenhas	0/25			
3	ENG 120	College Composition I	1	Open	[Sun.,Tue]-[09:30 To 11:30]	Room10	Elizabeth Valsa Koshi	0/25			
4	ENG 121	College Composition II	1	Open	[Mon.,Wed]-[09:30 To 11:30]	Room10	Elizabeth Valsa Koshi	0/25			
5	ENG 212	Public Speaking	1	Open	[Mon.,Wed]-[13:30 To 15:30]	Room10	Elizabeth Valsa Koshi	0/25			
6	IT 100	Introduction to Information Technology	1	Open	[Mon.,Wed]-[11:30 To 13:30]	Room6	Said Hamzi	0/20			

After you select your course, kindly inform the finance department by email to :

Email : [umar.farooq@acd.ae](mailto:umar.farooq@acd.ae)

Tel. : 050 5186396

According to which your registration will be confirmed.

8.Payment is necessary to get your name listed in the classes you have chosen.

This can be done in one of the following ways :

1. Cash / Check in ACD finance office – Office hours : 08 am – 02 pm
2. Credit / Debit card online payment :
  - a. By using a link that finance department will send to you.For link contact 050 5186396
  - b. By using the online payment link that will be activated soon on ACD website.

3.Bank transfer

**Bank :** Emirates Islamic Bank P.J.S.C.  
**Account name :** American College of Dubai LLC  
**Account no. :** 3708256333201  
**IBAN no. :** AE050340003708256333201  
**SWIFT Code :** MEBLAEAD  
**BRANCH :** AL BARSHA MALL

For you for making this matter is priority.